

The Dominant 7 Scales With Added Half Steps

Rules for descending dominant 7 scales.

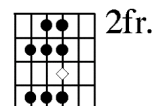
1. Starting on the tonic, 3rd, 5th, and 7th, add one half step between the tonic and 7th.
2. Starting on the tonic, 3rd, 5th, and 7th add three half steps between 3rd and 2nd, 2nd and tonic, and tonic and 7th.
3. Starting on the 2nd, 4th and 6th, add no half steps.
4. Starting on 2nd 4th and 6th, add two half steps, between 2nd and tonic, and tonic and 7th.

The diagrams on the left outline these scales, with the dark dots representing the scale tones, and the diamond shape dots representing the added half steps.

The Rules in the C7 Scale

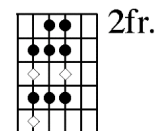
Rule #1 from the tonic.

③



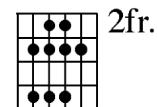
② Rule #2 from the tonic.

②



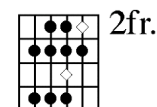
② Rule #3 from the 2nd.

②



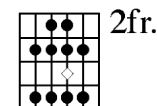
② Rule #4 from the 2nd.

②



② Rule #1 from the 3rd.

②



② Rule #2 from the 3rd.

②

